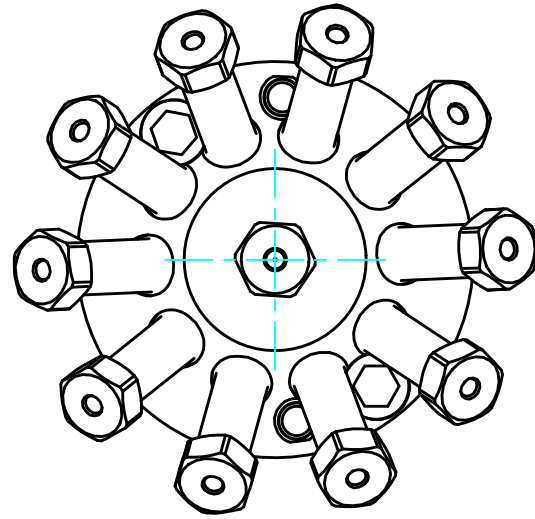
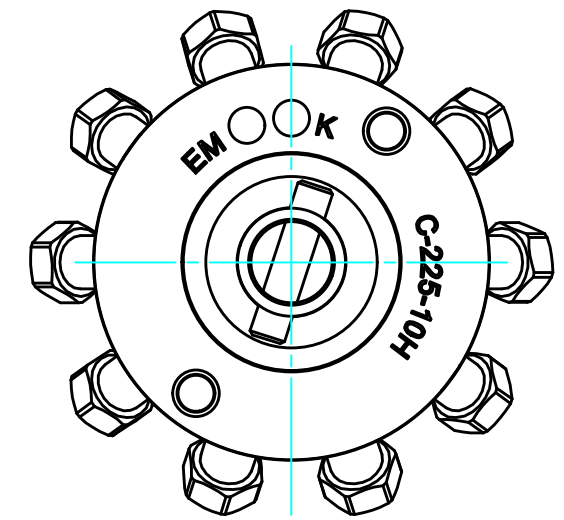
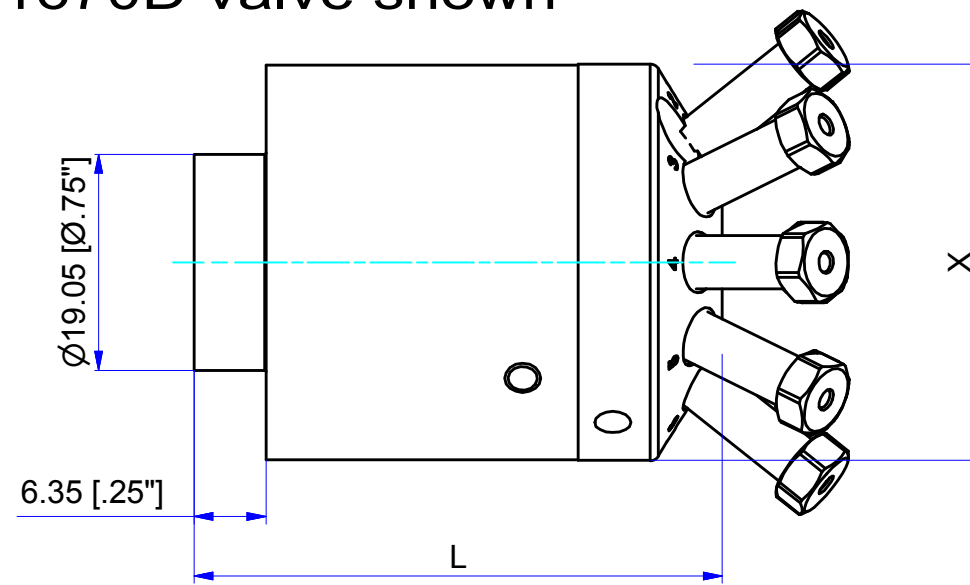
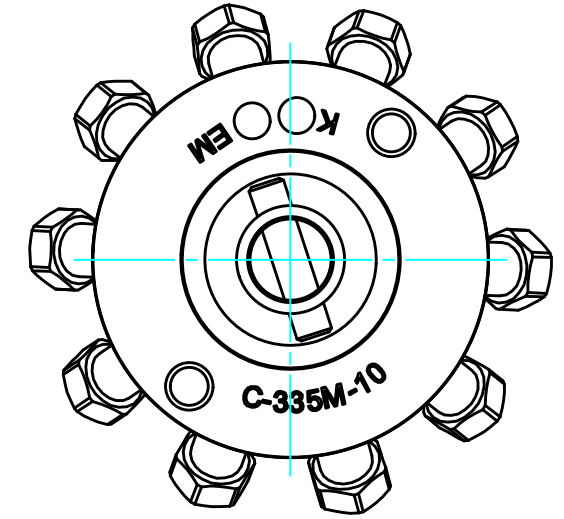
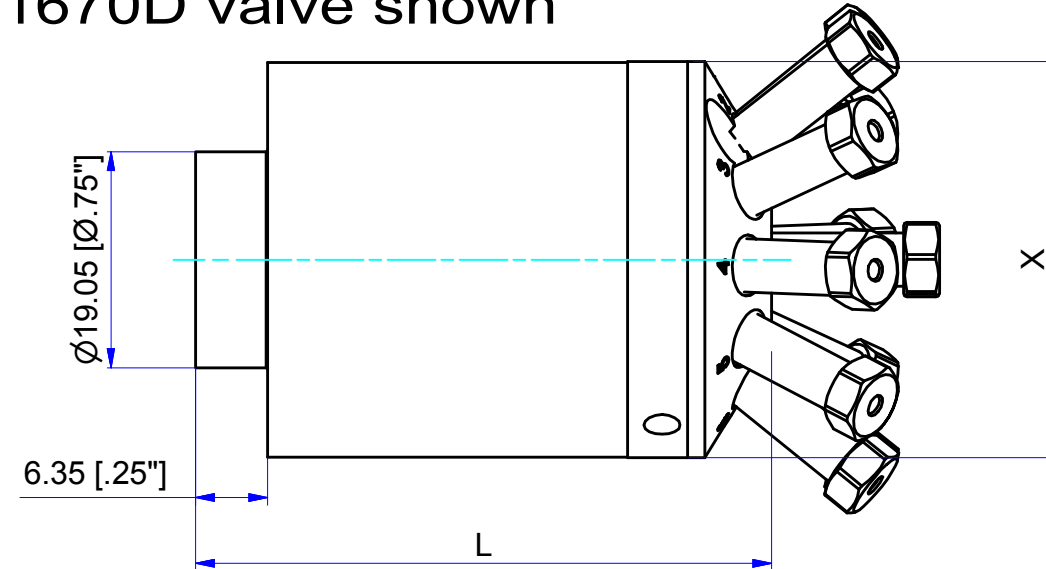


C72X-1670D valve shown



C85X-1670D valve shown



Cheminert valve Replacement	X		L	
	mm	Inch	mm	Inch
C72*, 4 or 6 port	Ø31.7	Ø1.25"	44.5	1.75"
C72*, 8 or 10 port	Ø34.9	Ø1.375"	46.5	1.83"
C75*, 4 or 6 port	Ø31.7	Ø1.25"	44.5	1.75"
C75*, 8 or 10 port	Ø34.9	Ø1.375"	46.5	1.83"
C82*, 4 or 6 port	Ø31.7	Ø1.25"	50.8	2"
C82*, 8 or 10 port	Ø34.9	Ø1.375"	50.8	2"
C85*, 4 or 6 port	Ø31.7	Ø1.25"	50.8	2"
C85*, 8 or 10 port	Ø34.9	Ø1.375"	50.8	2"

Dimension in mm [Inch]

THIS DOCUMENT AND THE INFORMATION WHICH IT CONTAINS SHALL NOT BE USED, EXPLOITED OR SOLD, AND SHALL NOT BE REVEALED OR DISCLOSED TO OTHERS WITHOUT THE EXPRESS WRITTEN PERMISSION OF VICI. THIS DOCUMENT SHALL REMAIN THE PROPERTY OF VICI AND SHALL BE RETURNED UPON DEMAND.		Material MATERIAL	Dimensionen DIMENSIONS
Änderungen: a) 04.05.15 FP #849, New drawing MODIFICATIONS:		Projektion PROJECTION	Allgemein Toleranzen GENERAL TOLERANCES
PART NO.:		SN EN 22768-1/ ISO 2768	
C7* and C8* Series Cheminert valve General dimensions		Masstab SCALE	Gezeichnet DRAWN
		1.5:1	04.05.2015
		Geprüft / Freigabe CHECKED/ RELEASE	F.P.
		CAD Nr. CAD NO.	FCo
		506422.idw	
		Unterverz.: KUNDE	
		SUB DIREC.:	
		Zeichnungs Nr. / DRAWING NO.	
VICI AG International, CH-6214 Schenkon		3 - GE - 5064.22 a	